


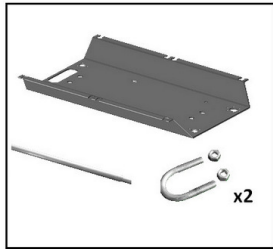
Content



e-GLEEK by ADVANSEE Mounting Instructions (en)



a) The Stick installation




Align the stick with regards to the metallic frame axis
Put the two U-bolts and set the height of the metallic frame
Tighten nuts and bolts

b) The Antenna



Insert the antenna cable through the hole
Put the spacer and the nut. Tighten.
Connect the cable to the golden connector
at the top of the electronic white box

c) The optic tube



Insert the optic cable through the hole.
Orient the tube so the optic is aligned with the center of the metallic frame.
Set the 4 bolts and nuts. Tighten.
Connect the cable to the 4-point connector
at the bottom of the electronic white box.